





District Health Assessment for Multiple District 6 through December 2024

|  |   | Clubs        |                     |             |  |           |                 |                        | Membership                      |                                     |                             |         |          |  |   | Member Strength            |                               | Cancellation                         |                            | Reports                             |                              |                      | Finance                          | Leadership                       |                                |                                  |                                |
|--|---|--------------|---------------------|-------------|--|-----------|-----------------|------------------------|---------------------------------|-------------------------------------|-----------------------------|---------|----------|--|---|----------------------------|-------------------------------|--------------------------------------|----------------------------|-------------------------------------|------------------------------|----------------------|----------------------------------|----------------------------------|--------------------------------|----------------------------------|--------------------------------|
| District Name  | Status/<br>Number<br>of Months<br>in Status * | Active Clubs | Clubs in Status Quo | Total Clubs | % Status Quo Clubs in Financial Suspension | New Clubs | Cancelled Clubs | YTD Net Club Gain/Loss | Current Members In Active Clubs | Current Members In Status Quo Clubs | Current Total Members Count | YTD Add | YTD Drop | YTD NetGrowth (includes Active and Status Quo) | YTD NetGrowth% (includes Active and Status Quo) | Member Count 12 Months Ago | Average Member Count Per Club | % of Clubs with less than 20 members | Average Cancelled Club Age | Members Lost Due to Cancelled Clubs | % of Clubs Reporting Service | % No MMR in 3 Months | % No Officer Report in 12 months | % of Clubs with balance 90+ days | Number of Zone Chairs Recorded | Number of Region Chairs Recorded | District Officers Vacancies ** |
| 6 NE   | T(24)   | 33           | 0                   | 33          | 0%   | 0         | 3               | -3                     | 848                             | 0                                   | 848                         | 30      | 68       | -38  | -4.29%  | 857                        | 26                            | 52%                                  | 61                         | 31                                  | 100%                         | 67%                  | 18%                              | 3%                               | 0                              | 0                                | GLT,GMT,GST                    |
| 6 C  | T(24)   | 24           | 0                   | 24          | 0%   | 0         | 1               | -1                     | 483                             | 0                                   | 483                         | 25      | 29       | -4   | -0.82%  | 483                        | 20                            | 79%                                  | 41                         | 7                                   | 50%                          | 46%                  | 21%                              | 0%                               | 2                              | 1                                | 2nd VDG                        |
| 6 SE   | T(24)   | 21           | 0                   | 21          | 0%   | 0         | 1               | -1                     | 438                             | 0                                   | 438                         | 28      | 44       | -16  | -3.52%  | 457                        | 21                            | 57%                                  | 14                         | 9                                   | 52%                          | 48%                  | 0%                               | 0%                               | 2                              | 0                                | 2nd VDG                        |
| 6 W  | T(24)   | 28           | 0                   | 28          | 0%   | 0         | 0               | 0                      | 653                             | 0                                   | 653                         | 37      | 49       | -12  | -1.80%  | 675                        | 23                            | 68%                                  | 0                          | 0                                   | 61%                          | 29%                  | 0%                               | 0%                               | 0                              | 0                                | 2nd VDG,GLT,GMT ,GST           |
|  |   | 106          | 0                   | 106         | 0%   | 0         | 5               | -5                     | 2422                            | 0                                   | 2422                        | 120     | 190      | -70  | -2.81%  | 2,472                      | 23                            | 63%                                  | 48                         | 47                                  | 69%                          | 48%                  | 10%                              | 1%                               | 4                              | 1                                |                                |



District Health Assessment for Multiple District 17 through December 2024

|  |   | Clubs        |                     |             |  |           |                 |                        | Membership                      |                                     |                             |         |          |  |   | Member Strength            |                               | Cancellation                         |                            | Reports                             |                              |                      | Finance                          | Leadership                       |                                |                                  |                                |
|--|---|--------------|---------------------|-------------|--|-----------|-----------------|------------------------|---------------------------------|-------------------------------------|-----------------------------|---------|----------|--|---|----------------------------|-------------------------------|--------------------------------------|----------------------------|-------------------------------------|------------------------------|----------------------|----------------------------------|----------------------------------|--------------------------------|----------------------------------|--------------------------------|
| District Name  | Status/<br>Number<br>of Months<br>in Status * | Active Clubs | Clubs in Status Quo | Total Clubs | % Status Quo Clubs in Financial Suspension | New Clubs | Cancelled Clubs | YTD Net Club Gain/Loss | Current Members In Active Clubs | Current Members In Status Quo Clubs | Current Total Members Count | YTD Add | YTD Drop | YTD NetGrowth (includes Active and Status Quo) | YTD NetGrowth% (includes Active and Status Quo) | Member Count 12 Months Ago | Average Member Count Per Club | % of Clubs with less than 20 members | Average Cancelled Club Age | Members Lost Due to Cancelled Clubs | % of Clubs Reporting Service | % No MMR in 3 Months | % No Officer Report in 12 months | % of Clubs with balance 90+ days | Number of Zone Chairs Recorded | Number of Region Chairs Recorded | District Officers Vacancies ** |
| 17 K   | T(19)   | 64           | 0                   | 64          | 0%   | 0         | 0               | 0                      | 1141                            | 0                                   | 1141                        | 33      | 57       | -24  | -2.06%  | 1,193                      | 18                            | 61%                                  | 0                          | 0                                   | 23%                          | 66%                  | 0%                               | 0%                               | 9                              | 0                                |                                |
| 17 A   |   | 70           | 0                   | 70          | 0%   | 0         | 1               | -1                     | 1409                            | 0                                   | 1409                        | 66      | 62       | 4  | 0.28%   | 1,443                      | 20                            | 54%                                  | 54                         | 0                                   | 40%                          | 59%                  | 0%                               | 1%                               | 10                             | 0                                |                                |
| 17 N   |   | 68           | 0                   | 68          | 0%   | 0         | 0               | 0                      | 1360                            | 0                                   | 1360                        | 77      | 93       | -16  | -1.16%  | 1,392                      | 20                            | 59%                                  | 0                          | 0                                   | 31%                          | 56%                  | 9%                               | 3%                               | 12                             | 0                                |                                |
|  |   | 202          | 0                   | 202         | 0%   | 0         | 1               | -1                     | 3910                            | 0                                   | 3910                        | 176     | 212      | -36  | -0.91%  | 4,028                      | 19                            | 58%                                  | 54                         | 0                                   | 32%                          | 60%                  | 3%                               | 1%                               | 31                             | 0                                |                                |




District Health Assessment for Multiple District 21 through December 2024

| Status/<br>District<br>Name of Months<br>in Status * |       | Clubs           |                              |                |  |              |                    |                                     | Membership                               |   |                                      |            |             |  |   | Member Strength                     |  | Cancellation                                     |                                     | Reports   |                                       |                               | Finance                                   |   | Leadership                                 |  |   |
|--|-------|-----------------|------------------------------|----------------|--|--------------|--------------------|-------------------------------------|--|---|--------------------------------------|------------|-------------|--|---|-------------------------------------|--|--|-------------------------------------|---|---------------------------------------|-------------------------------|---|---|--|--|---|
|  |       | Active<br>Clubs | Clubs<br>in<br>Status<br>Quo | Total<br>Clubs | % Status<br>Quo<br>Clubs<br>in Financial<br>Suspension | New<br>Clubs | Cancelled<br>Clubs | YTD<br>Net<br>Club<br>Gain/<br>Loss | Current<br>Members<br>In Active<br>Clubs | Current<br>Members<br>In Status<br>Quo<br>Clubs | Current<br>Total<br>Members<br>Count | YTD<br>Add | YTD<br>Drop | YTD<br>NetGrowth<br>(includes<br>Active and<br>Status Quo) | YTD<br>NetGrowth%<br>(includes<br>Active and<br>Status Quo) | Member<br>Count 12<br>Months<br>Ago | Average<br>Member<br>Count<br>Per Club | % of<br>Clubs<br>with less<br>than 20<br>members | Average<br>Cancelled<br>Club<br>Age | Members<br>Lost<br>Due to<br>Cancelled<br>Clubs | % of<br>Clubs<br>Reporting<br>Service | % No<br>MMR<br>in<br>3 Months | % No<br>Officer<br>Report in<br>12 months | % of Clubs<br>with<br>balance<br>90+ days | Number<br>of<br>Zone<br>Chairs<br>Recorded | Number<br>of<br>Region<br>Chairs<br>Recorded | District<br>Officers<br>Vacancies<br>** |
| 21 N   |       | 58              | 0                            | 58             | 0%   | 0            | 1                  | -1                                  | 1497                                     | 0   | 1497                                 | 133        | 95          | 38   | 2.60%   | 1,315                               | 26                                     | 43%  | 64                                  | 7   | 93%                                   | 34%                           | 0%  | 0%  | 12   | 1  |   |
| 21 S   | T(24) | 44              | 0                            | 44             | 0%   | 0            | 3                  | -3                                  | 1015                                     | 0   | 1015                                 | 74         | 94          | -20  | -1.93%  | 996                                 | 23                                     | 45%  | 53                                  | 18  | 57%                                   | 41%                           | 2%  | 7%  | 7  | 0  |   |
|  |       | 102             | 0                            | 102            | 0%   | 0            | 4                  | -4                                  | 2512                                     | 0   | 2512                                 | 207        | 189         | 18   | 0.72%   | 2,311                               | 25                                     | 44%  | 56                                  | 25  | 77%                                   | 37%                           | 1%  | 3%  | 19   | 1  |   |




District Health Assessment for Multiple District 28 through December 2024

| <br>Status/<br>District<br>Name<br>Number<br>of Months<br>in Status * |       | Clubs        |                     |             |  |           |                 |                        | Membership                      |                                     |                             |         |          |  |   | Member Strength            |                               | Cancellation                         |                            | Reports                             |                              |                      | Finance                          | Leadership                       |                                |                                  |                                |
|---|-------|--------------|---------------------|-------------|--|-----------|-----------------|------------------------|---------------------------------|-------------------------------------|-----------------------------|---------|----------|--|---|----------------------------|-------------------------------|--------------------------------------|----------------------------|-------------------------------------|------------------------------|----------------------|----------------------------------|----------------------------------|--------------------------------|----------------------------------|--------------------------------|
|   |       | Active Clubs | Clubs in Status Quo | Total Clubs | % Status Quo Clubs in Financial Suspension | New Clubs | Cancelled Clubs | YTD Net Club Gain/Loss | Current Members In Active Clubs | Current Members In Status Quo Clubs | Current Total Members Count | YTD Add | YTD Drop | YTD NetGrowth (includes Active and Status Quo) | YTD NetGrowth% (includes Active and Status Quo) | Member Count 12 Months Ago | Average Member Count Per Club | % of Clubs with less than 20 members | Average Cancelled Club Age | Members Lost Due to Cancelled Clubs | % of Clubs Reporting Service | % No MMR in 3 Months | % No Officer Report in 12 months | % of Clubs with balance 90+ days | Number of Zone Chairs Recorded | Number of Region Chairs Recorded | District Officers Vacancies ** |
| 28 U  | T(24) | 24           | 0                   | 24          | 0%   | 0         | 2               | -2                     | 403                             | 0                                   | 403                         | 23      | 67       | -44  | -9.84%  | 426                        | 17                            | 63%                                  | 58                         | 54                                  | 21%                          | 67%                  | 0%                               | 0%                               | 3                              | 0                                | 2nd VDG                        |
| 28 T  | T(24) | 23           | 0                   | 23          | 0%   | 0         | 2               | -2                     | 448                             | 0                                   | 448                         | 4       | 66       | -62  | -12.16%   | 512                        | 19                            | 74%                                  | 71                         | 51                                  | 4%                           | 74%                  | 4%                               | 9%                               | 4                              | 0                                |                                |
|   |       | 47           | 0                   | 47          | 0%   | 0         | 4               | -4                     | 851                             | 0                                   | 851                         | 27      | 133      | -106   | -11.08%   | 938                        | 18                            | 68%                                  | 65                         | 105                                 | 13%                          | 70%                  | 2%                               | 4%                               | 7                              | 0                                |                                |




District Health Assessment for Multiple District 38 through December 2024

|  |   | Clubs        |                     |             |  |           |                 |                        | Membership                      |                                     |                             |         |          |  |   | Member Strength            |                               | Cancellation                         |                            | Reports                             |                              |                      | Finance                          | Leadership                       |                                |                                  |                                |
|--|---|--------------|---------------------|-------------|--|-----------|-----------------|------------------------|---------------------------------|-------------------------------------|-----------------------------|---------|----------|--|---|----------------------------|-------------------------------|--------------------------------------|----------------------------|-------------------------------------|------------------------------|----------------------|----------------------------------|----------------------------------|--------------------------------|----------------------------------|--------------------------------|
| District Name  | Status/<br>Number<br>of Months<br>in Status * | Active Clubs | Clubs in Status Quo | Total Clubs | % Status Quo Clubs in Financial Suspension | New Clubs | Cancelled Clubs | YTD Net Club Gain/Loss | Current Members In Active Clubs | Current Members In Status Quo Clubs | Current Total Members Count | YTD Add | YTD Drop | YTD NetGrowth (includes Active and Status Quo) | YTD NetGrowth% (includes Active and Status Quo) | Member Count 12 Months Ago | Average Member Count Per Club | % of Clubs with less than 20 members | Average Cancelled Club Age | Members Lost Due to Cancelled Clubs | % of Clubs Reporting Service | % No MMR in 3 Months | % No Officer Report in 12 months | % of Clubs with balance 90+ days | Number of Zone Chairs Recorded | Number of Region Chairs Recorded | District Officers Vacancies ** |
| 38 L   | T(24)   | 37           | 0                   | 37          | 0%   | 0         | 0               | 0                      | 714                             | 0                                   | 714                         | 6       | 12       | -6   | -0.83%  | 726                        | 19                            | 62%                                  | 0                          | 0                                   | 19%                          | 84%                  | 0%                               | 3%                               | 0                              | 0                                | 1st VDG, GLT, GMT, GST         |
| 38 I   | T(24)   | 32           | 0                   | 32          | 0%   | 0         | 0               | 0                      | 725                             | 0                                   | 725                         | 22      | 12       | 10   | 1.40%   | 734                        | 23                            | 50%                                  | 0                          | 0                                   | 28%                          | 75%                  | 0%                               | 3%                               | 7                              | 0                                | 1st VDG, GLT                   |
| 38 O   | T(24)   | 24           | 0                   | 24          | 0%   | 0         | 0               | 0                      | 686                             | 0                                   | 686                         | 15      | 24       | -9   | -1.29%  | 724                        | 29                            | 50%                                  | 0                          | 0                                   | 42%                          | 63%                  | 0%                               | 4%                               | 4                              | 0                                | 2nd VDG                        |
| 38 N   | T(24)   | 28           | 0                   | 28          | 0%   | 0         | 0               | 0                      | 654                             | 0                                   | 654                         | 14      | 31       | -17  | -2.53%  | 666                        | 23                            | 61%                                  | 0                          | 0                                   | 57%                          | 39%                  | 0%                               | 0%                               | 4                              | 0                                |                                |
|  |   | 121          | 0                   | 121         | 0%   | 0         | 0               | 0                      | 2779                            | 0                                   | 2779                        | 57      | 79       | -22  | -0.79%  | 2,850                      | 23                            | 56%                                  | 0                          | 0                                   | 35%                          | 67%                  | 0%                               | 2%                               | 15                             | 0                                |                                |




District Health Assessment for Multiple District 39 through December 2024

|  |  | Clubs        |                     |             |   |           |                 |                        | Membership                      |                                     |                             |         |          |  |   | Member Strength            |                               | Cancellation                         |                            | Reports                             |                              |                      | Finance                          |                                  | Leadership                     |                                  |                                |
|--|--|--------------|---------------------|-------------|---|-----------|-----------------|------------------------|---------------------------------|-------------------------------------|-----------------------------|---------|----------|--|---|----------------------------|-------------------------------|--------------------------------------|----------------------------|-------------------------------------|------------------------------|----------------------|----------------------------------|----------------------------------|--------------------------------|----------------------------------|--------------------------------|
| District Name  | Status/<br>Number of Months<br>in Status * | Active Clubs | Clubs in Status Quo | Total Clubs | % Status Quo Clubs<br>in Financial Suspension | New Clubs | Cancelled Clubs | YTD Net Club Gain/Loss | Current Members In Active Clubs | Current Members In Status Quo Clubs | Current Total Members Count | YTD Add | YTD Drop | YTD NetGrowth (includes Active and Status Quo) | YTD NetGrowth% (includes Active and Status Quo) | Member Count 12 Months Ago | Average Member Count Per Club | % of Clubs with less than 20 members | Average Cancelled Club Age | Members Lost Due to Cancelled Clubs | % of Clubs Reporting Service | % No MMR in 3 Months | % No Officer Report in 12 months | % of Clubs with balance 90+ days | Number of Zone Chairs Recorded | Number of Region Chairs Recorded | District Officers Vacancies ** |
| 39 W   | T(24)                                      | 30           | 0                   | 30          | 0%  | 1         | 0               | 1                      | 885                             | 0                                   | 885                         | 102     | 74       | 28   | 3.27%   | 872                        | 30                            | 30%                                  | 0                          | 0                                   | 53%                          | 53%                  | 0%                               | 3%                               | 0                              | 0                                | 2nd VDG, GLT, GST              |
| 39 E   | T(24)                                      | 22           | 0                   | 22          | 0%  | 0         | 0               | 0                      | 352                             | 0                                   | 352                         | 20      | 25       | -5   | -1.40%  | 361                        | 16                            | 77%                                  | 0                          | 0                                   | 41%                          | 59%                  | 0%                               | 5%                               | 5                              | 0                                | 2nd VDG                        |
|  |  | 52           | 0                   | 52          | 0%  | 1         | 0               | 1                      | 1237                            | 0                                   | 1237                        | 122     | 99       | 23   | 1.89%   | 1,233                      | 24                            | 50%                                  | 0                          | 0                                   | 48%                          | 56%                  | 0%                               | 4%                               | 5                              | 0                                |                                |




District Health Assessment for Multiple District 40 through December 2024

|  Status/<br>District<br>Name of Months<br>in Status * |       | Clubs           |                              |                |  |              |                    |                                     | Membership                               |   |                                      |            |             |  |   | Member Strength                     |  | Cancellation                                     |                                     | Reports   |                                       |                               | Finance                                   |   | Leadership                                 |  |   |
|---|-------|-----------------|------------------------------|----------------|--|--------------|--------------------|-------------------------------------|--|---|--------------------------------------|------------|-------------|--|---|-------------------------------------|--|--|-------------------------------------|---|---------------------------------------|-------------------------------|---|---|--|--|---|
|   |       | Active<br>Clubs | Clubs<br>in<br>Status<br>Quo | Total<br>Clubs | % Status<br>Quo<br>Clubs<br>in Financial<br>Suspension | New<br>Clubs | Cancelled<br>Clubs | YTD<br>Net<br>Club<br>Gain/<br>Loss | Current<br>Members<br>In Active<br>Clubs | Current<br>Members<br>In Status<br>Quo<br>Clubs | Current<br>Total<br>Members<br>Count | YTD<br>Add | YTD<br>Drop | YTD<br>NetGrowth<br>(includes<br>Active and<br>Status Quo) | YTD<br>NetGrowth%<br>(includes<br>Active and<br>Status Quo) | Member<br>Count 12<br>Months<br>Ago | Average<br>Member<br>Count<br>Per Club | % of<br>Clubs<br>with less<br>than 20<br>members | Average<br>Cancelled<br>Club<br>Age | Members<br>Lost<br>Due to<br>Cancelled<br>Clubs | % of<br>Clubs<br>Reporting<br>Service | % No<br>MMR<br>in<br>3 Months | % No<br>Officer<br>Report in<br>12 months | % of Clubs<br>with<br>balance<br>90+ days | Number<br>of<br>Zone<br>Chairs<br>Recorded | Number<br>of<br>Region<br>Chairs<br>Recorded | District<br>Officers<br>Vacancies<br>** |
| 40 N  | T(24) | 21              | 0                            | 21             | 0%   | 0            | 0                  | 0                                   | 428                                      | 0   | 428                                  | 37         | 31          | 6  | 1.42%   | 420                                 | 20                                     | 52%  | 0                                   | 0   | 62%                                   | 52%                           | 0%  | 5%  | 7  | 0  | 2nd VDG                                 |
| 40 S  | T(24) | 25              | 0                            | 25             | 0%   | 1            | 1                  | 0                                   | 428                                      | 0   | 428                                  | 62         | 56          | 6  | 1.42%   | 419                                 | 17                                     | 68%  | 79                                  | 11  | 44%                                   | 44%                           | 24%                                       | 0%  | 8  | 0  | 2nd VDG                                 |
|   |       | 46              | 0                            | 46             | 0%   | 1            | 1                  | 0                                   | 856                                      | 0   | 856                                  | 99         | 87          | 12   | 1.42%   | 839                                 | 19                                     | 61%  | 79                                  | 11  | 52%                                   | 48%                           | 13%                                       | 2%  | 15   | 0  |   |




District Health Assessment for District 15 through December 2024

|  |  | Clubs        |                     |             |   |           |                 |                        | Membership               |                                     |                             |         |          |  |   | Member Strength            |                               | Cancellation                         |                            | Reports                             |                              |                      | Finance                          |                                  | Leadership                     |                                  |                                |
|--|--|--------------|---------------------|-------------|---|-----------|-----------------|------------------------|--------------------------|-------------------------------------|-----------------------------|---------|----------|--|---|----------------------------|-------------------------------|--------------------------------------|----------------------------|-------------------------------------|------------------------------|----------------------|----------------------------------|----------------------------------|--------------------------------|----------------------------------|--------------------------------|
| District Name  | Status/<br>Number of Months<br>in Status * | Active Clubs | Clubs in Status Quo | Total Clubs | % Status Quo<br>in Financial Suspension | New Clubs | Cancelled Clubs | YTD Net Club Gain/Loss | Current Members In Clubs | Current Members In Status Quo Clubs | Current Total Members Count | YTD Add | YTD Drop | YTD NetGrowth (includes Active and Status Quo) | YTD NetGrowth% (includes Active and Status Quo) | Member Count 12 Months Ago | Average Member Count Per Club | % of Clubs with less than 20 members | Average Cancelled Club Age | Members Lost Due to Cancelled Clubs | % of Clubs Reporting Service | % No MMR in 3 Months | % No Officer Report in 12 months | % of Clubs with balance 90+ days | Number of Zone Chairs Recorded | Number of Region Chairs Recorded | District Officers Vacancies ** |
| 15   | T(24)                                      | 38           | 0                   | 38          | 0%                                      | 0         | 2               | -2                     | 855                      | 0                                   | 855                         | 33      | 63       | -30  | -3.39%  | 900                        | 23                            | 63%                                  | 54                         | 7                                   | 11%                          | 58%                  | 0%                               | 0%                               | 4                              | 0                                | 2nd VDG                        |
|  |  | 38           | 0                   | 38          | 0%                                      | 0         | 2               | -2                     | 855                      | 0                                   | 855                         | 33      | 63       | -30  | -3.39%  | 900                        | 23                            | 63%                                  | 54                         | 7                                   | 11%                          | 58%                  | 0%                               | 0%                               | 4                              | 0                                |                                |




District Health Assessment for District 37 through December 2024

|  | Clubs                       |                                    |                 |                              |                |  |              | Membership         |                                     |  |   |                                      |            |             | Member Strength  |   | Cancellation                        |  | Reports  |                                     |   | Finance                               | Leadership                    |   |   |  |  |   |
|--|-----------------------------|------------------------------------|-----------------|------------------------------|----------------|--|--------------|--------------------|-------------------------------------|--|---|--------------------------------------|------------|-------------|--|---|-------------------------------------|--|--|-------------------------------------|---|---------------------------------------|-------------------------------|---|---|--|--|---|
|  | Status/<br>District<br>Name | Number<br>of Months<br>in Status * | Active<br>Clubs | Clubs<br>in<br>Status<br>Quo | Total<br>Clubs | % Status<br>Quo<br>Clubs<br>in Financial<br>Suspension | New<br>Clubs | Cancelled<br>Clubs | YTD<br>Net<br>Club<br>Gain/<br>Loss | Current<br>Members<br>In Active<br>Clubs | Current<br>Members<br>In Status<br>Quo<br>Clubs | Current<br>Total<br>Members<br>Count | YTD<br>Add | YTD<br>Drop | YTD<br>NetGrowth<br>(includes<br>Active and<br>Status Quo) | YTD<br>NetGrowth%<br>(includes<br>Active and<br>Status Quo) | Member<br>Count 12<br>Months<br>Ago | Average<br>Member<br>Count<br>Per Club | % of<br>Clubs<br>with less<br>than 20<br>members | Average<br>Cancelled<br>Club<br>Age | Members<br>Lost<br>Due to<br>Cancelled<br>Clubs | % of<br>Clubs<br>Reporting<br>Service | % No<br>MMR<br>in<br>3 Months | % No<br>Officer<br>Report in<br>12 months | % of Clubs<br>with<br>balance<br>90+ days | Number<br>of<br>Zone<br>Chairs<br>Recorded | Number<br>of<br>Region<br>Chairs<br>Recorded | District<br>Officers<br>Vacancies<br>** |
| 37   |                             | 58                                 | 0               | 58                           | 0%             | 0  | 0            | 0                  |                                     | 1509                                     | 0   | 1509                                 | 55         | 60          | -5   | -0.33%  | 1,511                               | 26                                     | 38%  | 0                                   | 0   | 34%                                   | 55%                           | 3%  | 7%  | 13   | 0  |   |
|  |                             | 58                                 | 0               | 58                           | 0%             | 0  | 0            | 0                  |                                     | 1509                                     | 0   | 1509                                 | 55         | 60          | -5   | -0.33%  | 1,511                               | 26                                     | 38%  | 0                                   | 0   | 34%                                   | 55%                           | 3%  | 7%  | 13   | 0  |   |



District Health Assessment for District 46 through December 2024

|  |   | Clubs        |                     |             |  |           |                 |                        | Membership                      |                                     |                             |         |          |  |   | Member Strength            |                               | Cancellation                         |                            | Reports                             |                              |                      | Finance                          | Leadership                       |                                |                                  |                                |
|--|---|--------------|---------------------|-------------|--|-----------|-----------------|------------------------|---------------------------------|-------------------------------------|-----------------------------|---------|----------|--|---|----------------------------|-------------------------------|--------------------------------------|----------------------------|-------------------------------------|------------------------------|----------------------|----------------------------------|----------------------------------|--------------------------------|----------------------------------|--------------------------------|
| District Name  | Status/<br>Number<br>of Months<br>in Status * | Active Clubs | Clubs in Status Quo | Total Clubs | % Status Quo Clubs in Financial Suspension | New Clubs | Cancelled Clubs | YTD Net Club Gain/Loss | Current Members In Active Clubs | Current Members In Status Quo Clubs | Current Total Members Count | YTD Add | YTD Drop | YTD NetGrowth (includes Active and Status Quo) | YTD NetGrowth% (includes Active and Status Quo) | Member Count 12 Months Ago | Average Member Count Per Club | % of Clubs with less than 20 members | Average Cancelled Club Age | Members Lost Due to Cancelled Clubs | % of Clubs Reporting Service | % No MMR in 3 Months | % No Officer Report in 12 months | % of Clubs with balance 90+ days | Number of Zone Chairs Recorded | Number of Region Chairs Recorded | District Officers Vacancies ** |
| 46   | T(24)   | 47           | 0                   | 47          | 0%   | 0         | 0               | 0                      | 1145                            | 0                                   | 1145                        | 90      | 87       | 3  | 0.26%   | 1,114                      | 24                            | 49%                                  | 0                          | 0                                   | 62%                          | 43%                  | 2%                               | 0%                               | 11                             | 4                                |                                |
|  |   | 47           | 0                   | 47          | 0%   | 0         | 0               | 0                      | 1145                            | 0                                   | 1145                        | 90      | 87       | 3  | 0.26%   | 1,114                      | 24                            | 49%                                  | 0                          | 0                                   | 62%                          | 43%                  | 2%                               | 0%                               | 11                             | 4                                |                                |

\* - District Status: P - Provisional, T - Transitional.  
\*\* - District Officers Vacancies: DG - District Governor, 1st VDG - First Vice District Governor, 2nd VDG - Second Vice District Governor.